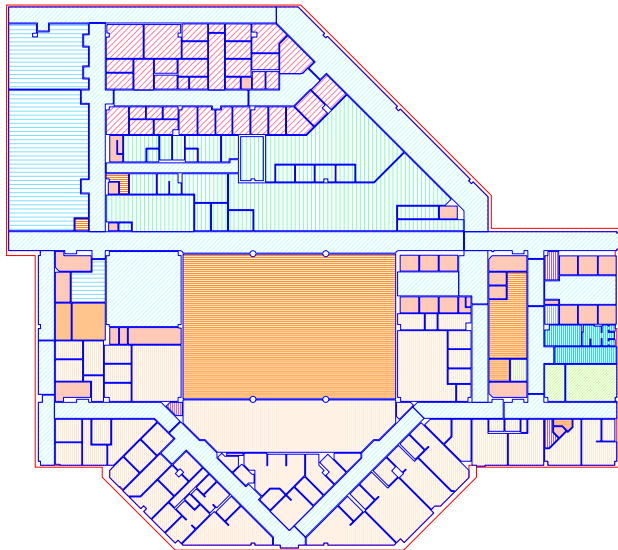


Organizational Distribution Map



CITY HOSPITAL BUILDING 100, FIRST FLOOR

DEPARTMENT LEGEND

	MEDICAL CARE LINE - DERMATOLOGY	4420 Sq. Ft.
	CLINICAL SUPPORT SERVICE LINE - PHARMACY	7187 Sq. Ft.
	FACILITIES MANAGEMENT SERVICE LINE - ENGINEERING	8867 Sq. Ft.
	EXTERNAL AFFAIRS OFFICE - EMPLOYEE ASSOCIATES	66 Sq. Ft.
	FACILITIES MANAGEMENT SERVICE LINE - ENVIRONMENTAL CARE	200 Sq. Ft.
	REHABILITATION CARE LINE - PULMONARY & REHABILITATION	91 Sq. Ft.
	SPINAL CORD INJURY CARE LINE - SPINAL CORD	14246 Sq. Ft.
	BUSINESS OFFICE SERVICE LINE - CREDIT UNION	456 Sq. Ft.
	BUSINESS OFFICE SERVICE LINE - CANTEEN	4253 Sq. Ft.
	REHABILITATION CARE LINE - SPINAL CORD	658 Sq. Ft.
	REHABILITATION CARE LINE - REHABILITATION CARE LINE	602 Sq. Ft.
	SERVICE AREA	15738 Sq. Ft.
	VERTICAL PENETRATION	2385 Sq. Ft.

AREA : 64356 Sq. Ft. (5979 Sq. m.)

Generation of reports based on room details by selecting a Building / Floor

Building no. 100

Floor Code

1

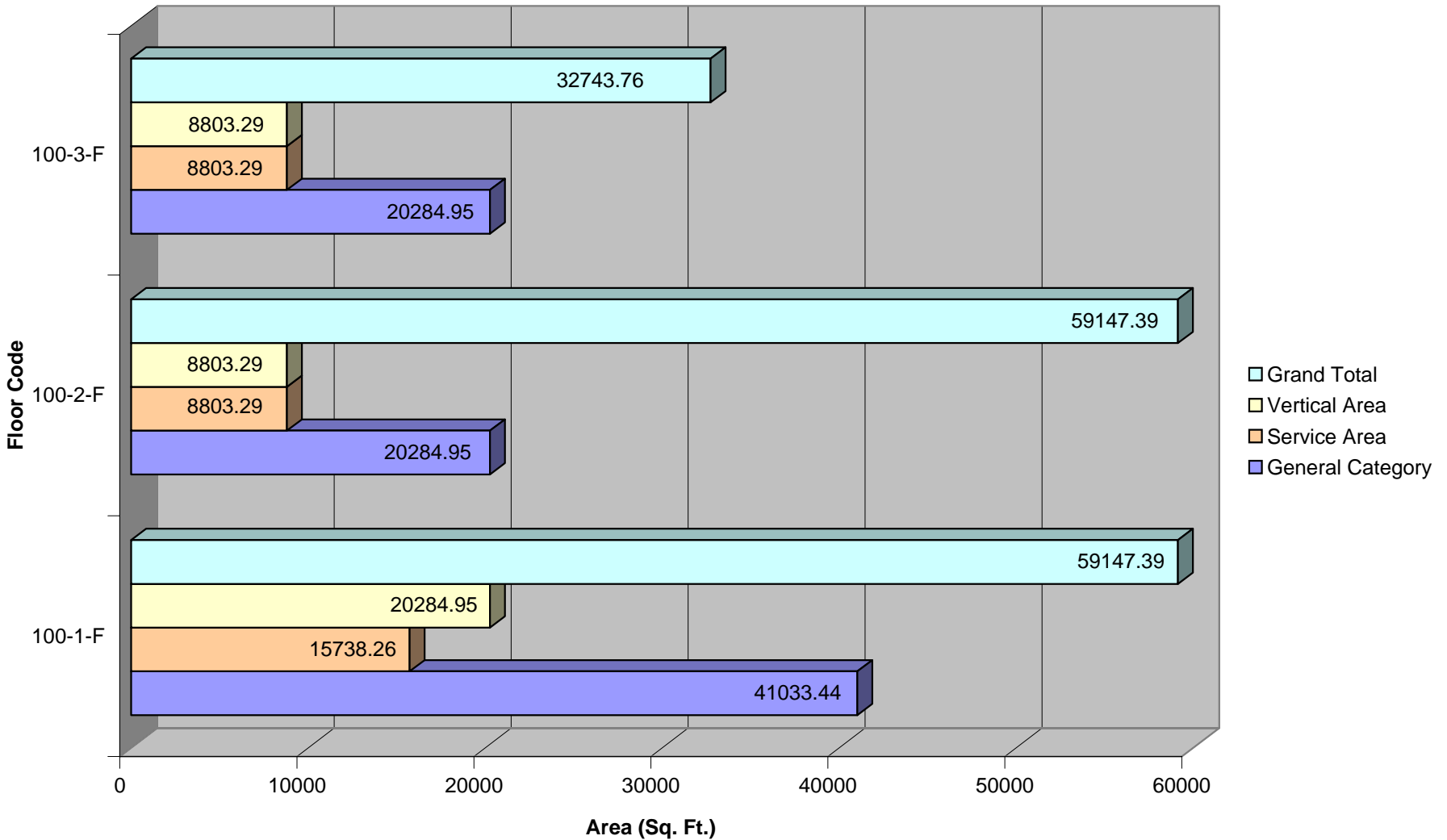
Room Code	Room Name	Perimeter (Ft.)	Actual Area (Sq. ft.)	Common Area (Sq. ft.)	Chargeable Area (Sq. ft.)	Chargeable Cost (\$)	Division	Department
1A-502	CONSTANT ROOM	63.60	205.53	63.45	268.98	5379.72	MEDICAL CARE LINE	DERMATOLOGY
1A-503	CHIEF	50.70	150.97	46.61	197.58	3951.62	MEDICAL CARE LINE	DERMATOLOGY
1A-504	PATCH TEST	43.00	108.28	33.43	141.71	2834.21	MEDICAL CARE LINE	DERMATOLOGY
1A-505	SECRETARY	47.00	132.50	40.90	173.40	3468.17	MEDICAL CARE LINE	DERMATOLOGY
1A-506	WOMEN'S RESTROOM	30.40	56.33	17.39	73.72	1474.43	MEDICAL CARE LINE	DERMATOLOGY
1A-507	ASSISTANT CHIEF	44.50	116.32	35.91	152.23	3044.66	MEDICAL CARE LINE	DERMATOLOGY
1A-508	MEN'S RESTROOM	30.20	55.60	17.16	72.76	1455.32	MEDICAL CARE LINE	DERMATOLOGY
1A-509	STAFF PHYSICIAN	44.80	115.16	35.55	150.71	3014.30	MEDICAL CARE LINE	DERMATOLOGY
1A-510	HOUSEKEEPING	26.80	44.28	13.67	57.95	1159.02	MEDICAL CARE LINE	DERMATOLOGY
1A-511	STAFF PHYSICIAN	44.80	118.34	36.53	154.87	3097.53	MEDICAL CARE LINE	DERMATOLOGY
1A-512	EXAM 1	42.60	109.00	33.65	142.65	2853.06	MEDICAL CARE LINE	DERMATOLOGY
1A-513	RESIDENT	43.80	107.01	33.03	140.04	2800.97	MEDICAL CARE LINE	DERMATOLOGY
1A-514	EXAM 2	42.40	107.40	33.15	140.55	2811.18	MEDICAL CARE LINE	DERMATOLOGY
1A-515	CHIEF RESIDENCE	44.80	115.61	35.69	151.30	3026.07	MEDICAL CARE LINE	DERMATOLOGY
1A-516	EXAM 3	42.50	107.93	33.32	141.25	2825.05	MEDICAL CARE LINE	DERMATOLOGY
1A-517	NURSE	45.70	122.41	37.79	160.20	3204.06	MEDICAL CARE LINE	DERMATOLOGY
1A-518	STORE ROOM	24.50	34.17	10.54	44.71	894.39	MEDICAL CARE LINE	DERMATOLOGY
1A-520	EXAM 4	42.50	107.93	33.32	141.25	2825.05	MEDICAL CARE LINE	DERMATOLOGY
1A-521	ROOM #1	28.50	49.58	15.30	64.88	1297.75	MEDICAL CARE LINE	DERMATOLOGY
1A-521A	SHOWER	27.00	44.97	13.88	58.85	1177.08	MEDICAL CARE LINE	DERMATOLOGY
1A-521B	TUB	38.80	82.35	25.42	107.77	2155.50	MEDICAL CARE LINE	DERMATOLOGY
1A-521C	TUB	38.80	88.69	27.28	116.07	2321.45	MEDICAL CARE LINE	DERMATOLOGY
1A-522	EXAM 5	42.40	107.40	33.15	140.55	2811.18	MEDICAL CARE LINE	DERMATOLOGY
1A-524	EXAM 6	46.80	126.57	39.07	165.64	3312.95	MEDICAL CARE LINE	DERMATOLOGY
1A-526	LAB	30.00	53.81	16.61	70.42	1408.47	MEDICAL CARE LINE	DERMATOLOGY
1A-528	NITROGEN	22.50	31.67	9.77	41.44	828.95	MEDICAL CARE LINE	DERMATOLOGY
1A-530	SOILED UTILITY ROOM	36.60	79.01	24.39	103.40	2068.08	MEDICAL CARE LINE	DERMATOLOGY
1A-532	CLEAN UTILITY	36.60	79.01	24.39	103.40	2068.08	MEDICAL CARE LINE	DERMATOLOGY
1A-534	MINOR SURGERY	73.50	310.74	95.93	406.67	8133.57	MEDICAL CARE LINE	DERMATOLOGY
1A-536	MINOR SURGERY	73.50	310.74	95.93	406.67	8133.57	MEDICAL CARE LINE	DERMATOLOGY
1A-538	MEDICAL PREPARATION	39.80	86.93	26.83	113.76	2275.38	MEDICAL CARE LINE	DERMATOLOGY
1A-541	PROCEDURE ROOM	50.10	152.62	47.12	199.74	3994.81	MEDICAL CARE LINE	DERMATOLOGY
1A-542	DRESSING	42.80	107.05	33.05	140.10	2802.02	MEDICAL CARE LINE	DERMATOLOGY
1A-550	HOUSEKEEPING	42.80	69.49	21.45	90.94	1818.89	FACILITIES MANAGEMENT	ENGINEERING
1A-551	VESTIBULE	24.90	38.62	11.92	50.54	1010.87	CLINICAL SUPPORT SERVICE LINE	PHARMACY
1A-551A	FEMALE RESTROOM & LOCKER	61.80	189.37	58.46	247.83	4956.73	CLINICAL SUPPORT SERVICE LINE	PHARMACY
1A-551B	WOMEN'S RESTROOM	36.50	73.37	22.65	96.02	1920.45	CLINICAL SUPPORT SERVICE LINE	PHARMACY
1A-553	VESTIBULE	24.90	38.62	11.92	50.54	1010.87	CLINICAL SUPPORT SERVICE LINE	PHARMACY
1A-553A	MALE RESTROOM & LOCKER	61.90	189.93	58.63	248.56	4971.39	CLINICAL SUPPORT SERVICE LINE	PHARMACY
1A-553B	MEN'S RESTROOM	36.50	73.11	22.57	95.68	1913.64	CLINICAL SUPPORT SERVICE LINE	PHARMACY
1A-554	CLINICAL PHARMACY	57.10	112.37	34.69	147.06	2941.27	CLINICAL SUPPORT SERVICE LINE	PHARMACY
1A-555	LOUNGE	43.50	105.20	32.47	137.68	2753.59	CLINICAL SUPPORT SERVICE LINE	PHARMACY
1A-556	CONSTANT	74.30	300.82	92.87	393.69	7873.92	CLINICAL SUPPORT SERVICE LINE	PHARMACY
1A-560	OPEN WORK ROOM	286.40	2413.00	744.99	3158.00	63159.90	CLINICAL SUPPORT SERVICE LINE	PHARMACY
1A-560A	STORAGE & DISPENSARY	68.80	250.49	77.33	327.82	6556.54	CLINICAL SUPPORT SERVICE LINE	PHARMACY
1A-560B	EXAM ROOM	35.70	79.43	24.52	103.95	2079.07	CLINICAL SUPPORT SERVICE LINE	PHARMACY
1A-560C	SUPERVISOR	35.60	78.91	24.36	103.27	2065.46	CLINICAL SUPPORT SERVICE LINE	PHARMACY
1A-560D	CLERK	40.00	81.43	25.14	106.57	2131.42	CLINICAL SUPPORT SERVICE LINE	PHARMACY
1A-560E	CLERK	35.60	79.08	24.41	103.49	2069.91	CLINICAL SUPPORT SERVICE LINE	PHARMACY
1A-560F	SECURE WORK	44.80	124.50	38.74	162.93	3258.77	CLINICAL SUPPORT SERVICE LINE	PHARMACY
1A-560G	PICKUP WINDOW	43.50	110.00	33.96	143.96	2879.23	CLINICAL SUPPORT SERVICE LINE	PHARMACY
1A-562	STORAGE/WORK	206.10	1517.70	468.57	1986.28	39725.60	CLINICAL SUPPORT SERVICE LINE	PHARMACY
1A-580	PIZZA SHOP	76.90	298.13	92.04	390.17	7803.51	BUSINESS OFFICE SERVICE LINE	CANTEEN
1A-590	VESTIBULE	53.00	147.56	45.55	193.11	3862.36	BUSINESS OFFICE SERVICE LINE	CREDIT UNION
1A-590A	CREDIT UNION	70.30	308.26	95.17	403.43	8068.66	BUSINESS OFFICE SERVICE LINE	CREDIT UNION
1A-600	RETAIL STORAGE	173.70	1238.94	382.51	1621.45	32421.10	BUSINESS OFFICE SERVICE LINE	CANTEEN
1A-620	FOOD SERVICE	229.10	2716.39	838.66	3555.06	71109.10	BUSINESS OFFICE SERVICE LINE	CANTEEN
1B-106	BMS STORAGE	42.60	113.17	34.94	148.11	2962.21	FACILITIES MANAGEMENT	ENGINEERING
1B-107	OFFICE	41.00	103.74	32.02	135.76	2715.38	SPINAL CORD INJURY CARE LINE	SPINAL CORD INJURY
1B-108	WOMEN'S RESTROOM	27.40	46.26	14.28	60.54	1210.85	SPINAL CORD INJURY CARE LINE	SPINAL CORD INJURY
1B-109	SCI CARE SPECIALIST	41.40	105.90	32.69	138.59	2771.92	SPINAL CORD INJURY CARE LINE	SPINAL CORD INJURY
1B-110	VISITOR LOUNGE	82.60	341.95	105.57	447.52	8950.49	SPINAL CORD INJURY CARE LINE	SPINAL CORD INJURY
1B-111	UNIT MANAGER	37.60	84.09	25.96	110.05	2201.04	SPINAL CORD INJURY CARE LINE	SPINAL CORD
1B-114	QUIET	61.80	205.90	63.57	269.47	5389.40	SPINAL CORD INJURY CARE LINE	SPINAL CORD
1B-115	CLEAN LINEN	31.60	58.73	18.13	76.86	1537.25	SPINAL CORD INJURY CARE LINE	SPINAL CORD
1B-116	HEAD NURSE	41.70	106.53	32.89	139.42	2788.41	SPINAL CORD INJURY CARE LINE	SPINAL CORD
1B-117	OPERATION THEATRE SCI	129.10	914.64	282.38	1197.03	23940.60	SPINAL CORD INJURY CARE LINE	SPINAL CORD
1B-117A	OT SCI ADMINISTRATOR	42.80	103.64	31.99	135.63	2712.76	SPINAL CORD INJURY CARE LINE	SPINAL CORD
1B-117B	EQUIPMENT STORAGE	28.00	47.91	14.79	62.70	1254.04	SPINAL CORD INJURY CARE LINE	SPINAL CORD
1B-117C	RMS SUPERVISOR	49.20	124.53	38.44	162.97	3259.55	SPINAL CORD INJURY CARE LINE	SPINAL CORD
1B-119	DAY ROOM/DINING	250.80	2541.93	784.80	3326.73	66534.60	SPINAL CORD INJURY CARE LINE	SPINAL CORD
1B-119A	STORE ROOM	28.10	44.85	13.84	58.69	1173.94	SPINAL CORD INJURY CARE LINE	SPINAL CORD
1B-119B	STORE ROOM	18.50	9.16	2.82	11.98	239.76	SPINAL CORD INJURY CARE LINE	SPINAL CORD
1B-120	PATIENT ROOM	102.20	421.93	130.26	552.19	11044.00	SPINAL CORD INJURY CARE LINE	SPINAL CORD
1B-120A	WHEEL CHAIR BATH	34.80	70.96	21.90	92.86	1857.37	SPINAL CORD INJURY CARE LINE	SPINAL CORD
1B-122	PATIENT ROOM	104.20	419.20	129.42	548.62	10972.50	SPINAL CORD INJURY CARE LINE	SPINAL CORD
1B-122A	WHEEL CHAIR BATH	40.40	89.32	27.57	116.89	2337.94	SPINAL CORD INJURY CARE LINE	SPINAL CORD
1B-124	PATIENT ROOM	124.70	679.90	209.91	889.81	17796.30	SPINAL CORD INJURY CARE LINE	SPINAL CORD
1B-124A	WHEEL CHAIR BATH	34.80	70.96	21.90	92.86	1857.37	SPINAL CORD INJURY CARE LINE	SPINAL CORD
1B-125	CLEAN UTILITY	37.80	80.65	24.90	105.55	2111.00	SPINAL CORD INJURY CARE LINE	SPINAL CORD
1B-126	PATIENT ROOM	119.50	521.14	160.89	682.03	13640.80	SPINAL CORD INJURY CARE LINE	SPINAL CORD
1B-126B	WHEEL CHAIR BATH	34.80	70.96	21.90	92.86	1857.37	SPINAL CORD INJURY CARE LINE	SPINAL CORD
1B-127	NURSES STATION	42.20	89.37	27.59	116.96	2339.25	SPINAL CORD INJURY CARE LINE	SPINAL CORD
1B-129	SOILED UTILITY ROOM	57.10	151.62	46.81	198.43	3968.63	SPINAL CORD INJURY CARE LINE	SPINAL CORD
1B-131	MEDICATION ROOM	40.40	92.18	28.45	120.64	2412.80	SPINAL CORD INJURY CARE LINE	SPINAL CORD
1B-144	PATIENT ROOM	120.20	521.00	160.85	681.85	13637.10	SPINAL CORD INJURY CARE LINE	SPINAL CORD
1B-144A	WHEEL CHAIR BATH	35.00	71.69	22.13	93.82	1876.48	SPINAL CORD INJURY CARE LINE	SPINAL CORD
1B-145	CLEAN LINEN	34.20	73.37	22.65	96.02	1920.45	SPINAL CORD INJURY CARE LINE	SPINAL CORD
1B-146	PASSAGE	56.00	96.07	29.66	125.73	2514.62	SPINAL CORD INJURY CARE LINE	SPINAL CORD
1B-146A	VESTIBULE	28.30	45.66	14.09	59.75	1195.14	SPINAL CORD INJURY CARE LINE	SPINAL CORD
1B-146B	MALE RESTROOM & LOCKER	60.70	136.41	42.11	178.52	3570.51	SPINAL CORD INJURY CARE LINE	SPINAL CORD
1B-146C	VESTIBULE	21.50	25.97	8.01	33.98	679.76	SPINAL CORD INJURY CARE LINE	SPINAL CORD
1B-146D	FEMALE RESTROOM & LOCKER	83.70	219.57	67.79	287.36	5747.21	SPINAL CORD INJURY CARE LINE	SPINAL CORD
1B-146E	LOUNGE	42.40	110.45	34.10	144.55	2891.01	SPINAL CORD INJURY CARE LINE	SPINAL CORD
1B-147	HOPPER SHOP	119.80	469.87	145.06	614.93	12298.80	SPINAL CORD INJURY CARE LINE	SPINAL CORD
1B-147A	STORE ROOM	32.50	60.48	18.67	79.15	1553.06	SPINAL CORD INJURY CARE LINE	SPINAL CORD
1B-148	SOCIAL WORKER	44.40	106.21	32.79	139.00	2780.03	SPINAL CORD INJURY CARE LINE	SPINAL CORD
1B-149	REST ROOM	31.50	53.28	16.44	69.72	1394.60	SPINAL CORD INJURY CARE LINE	SPINAL CORD
1B-150	PASSAGE	66.30	202.01	62.36	264.37	5287.58	SPINAL CORD INJURY CARE LINE	SPINAL CORD
1B-150A	ADMINISTRATIVE ASSISTANT	46.20	109.49	33.80	143.29	2865.88	SPINAL CORD INJURY CARE LINE	SPINAL CORD
1B-150B	CHIEF SERVICE	64.70	187.13	57.77	244.90	4898.10	SPINAL CORD INJURY CARE LINE	SPINAL CORD
1B-150C	ASSISTANT CHIEF	45.50	133.37	41.17	174.54	3490.94	SPINAL CORD INJURY CARE LINE	SPINAL CORD
1B-150D	SECRETARY	46.40	134.39	41.49	175.88	3517.64	SPINAL CORD INJURY CARE LINE	SPINAL CORD
1B-151	HOUSEKEEPING	25.40	40.03	12.35	52.38	1047.78	FACILITIES MANAGEMENT	ENVIRONMENTAL CARE
1B-152	NURSES SUPERVISOR	46.30	134.15	41.41	175.56	3511.36	SPINAL CORD INJURY CARE LINE	SPINAL CORD
1B-154	WHEEL CHAIR/BED STORAGE	81.90	305.96	94.46	400.42	8008.46	SPINAL CORD INJURY CARE LINE	SPINAL CORD
1B-156	PSYCHIATRIC TRAINEE	43.90	118.35	36.53	154.89	3097.79	SPINAL CORD INJURY CARE LINE	SPINAL CORD
1B-158	PHYSICIAN	70.40	176.80	54.58	231.38	4627.71	SPINAL CORD INJURY CARE LINE	SPINAL CORD
1B-160	PHYSICIAN	49.00	149.42	46.13	195.55	3911.05	SPINAL CORD INJURY CARE LINE	SPINAL CORD
1B-162	PHYSICIAN	49.00	147.80	45.63	193.43	3868.64	SPINAL CORD INJURY CARE LINE	SPINAL CORD
1B-170	UNASSIGNED	45.20	122.43	37.79	160.22	3204.50	SPINAL CORD INJURY CARE LINE	SPINAL CORD
1B-172	NURSE INSTANT STUDY	48.80	146.63	45.27	191.90	3838.02	SPINAL CORD INJURY CARE LINE	SPINAL CORD
1B-174	UNASSIGNED	45.70	87.87	27.12	114.99	2299.98	SPINAL CORD INJURY CARE LINE	SPINAL CORD
1B-174B	OFFICE	54.00	170.00	52.48	222.48	4449.73	SPINAL CORD INJURY CARE LINE	SPINAL CORD
1B-178	SCI LABORATORY	105.60	690.39	213.15	903.54	18070.90	SPINAL CORD INJURY CARE LINE	SPINAL CORD
1B-178A	CHIEF	45.00	117.04	36.13	153.17	3063.50	SPINAL CORD INJURY CARE LINE	SPINAL CORD

Room Code	Room Name	Perimeter (Ft.)	Actual Area (Sq. ft.)	Common Area (Sq. ft.)	Chargeable Area (Sq. ft.)	Chargeable Cost (\$)	Division	Department
1B-178B	OFFICE	45.00	122.05	37.68	159.73	3194.64	SPINAL CORD INJURY CARE LINE	SPINAL CORD
1B-178C	TISSUE CULTURE	45.00	122.05	37.68	159.73	3194.64	SPINAL CORD INJURY CARE LINE	SPINAL CORD
1B-201	BMS STORAGE	42.30	96.02	29.64	125.66	2513.31	FACILITIES MANAGEMENT	ENVIRONMENTAL CARE
1B-204	ATS TERMINAL	124.50	696.45	215.02	911.47	18229.50	FACILITIES MANAGEMENT	ENGINEERING
1B-205	UNASSIGNED	32.90	66.21	20.44	86.65	1733.04	EXTERNAL AFFAIRS OFFICE	EMPLOYEE ASSOCIATES
1B-206	SUPERVISOR	38.60	91.44	28.23	119.67	2393.43	REHABILITATION CARE LINE	PULMONARY & REHABILITATION
1B-208	MEN'S RESTROOM	27.40	46.26	14.28	60.54	1210.85	SPINAL CORD INJURY CARE LINE	SPINAL CORD
1B-210	CONFERENCE	81.60	339.74	104.89	444.63	8892.64	SPINAL CORD INJURY CARE LINE	SPINAL CORD
1B-210A	STORAGE	19.20	19.60	6.05	25.65	513.02	SPINAL CORD INJURY CARE LINE	SPINAL CORD
1B-211	PASSAGE	78.90	259.38	80.08	339.46	6789.23	REHABILITATION CARE LINE	REHABILITATION CARE LINE
1B-211A	TOWELS & SUITS	57.40	184.90	57.08	241.98	4839.73	REHABILITATION CARE LINE	REHABILITATION CARE LINE
1B-211B	MEN'S RESTROOM	93.60	158.07	48.80	206.87	4137.46	REHABILITATION CARE LINE	REHABILITATION CARE LINE
1B-212	LINEN CHUTE	38.00	64.29	19.84	84.13	1682.78	FACILITIES MANAGEMENT	ENVIRONMENTAL CARE
1B-214	TRASH CHUTE	27.80	37.56	11.59	49.15	983.12	FACILITIES MANAGEMENT	ENGINEERING
1B-215	REHABILITATION	90.00	473.76	146.27	620.03	12400.60	REHABILITATION CARE LINE	SPINAL CORD
1B-215B	REHABILITATION	57.30	184.23	56.87	241.11	4822.19	REHABILITATION CARE LINE	SPINAL CORD
1B-216	EQUIPMENT STORAGE	76.60	272.17	84.03	356.20	7124.01	SPINAL CORD INJURY CARE LINE	SPINAL CORD
1B-220	PATIENT ROOM	85.80	310.59	95.89	406.48	8129.65	SPINAL CORD INJURY CARE LINE	SPINAL CORD
1B-220A	WHEEL CHAIR BATH	34.80	70.96	21.90	92.86	1857.37	SPINAL CORD INJURY CARE LINE	SPINAL CORD
C1A-501	PATIENT QUEUING	77.70	184.49	56.95	241.45	4829.00	CLINICAL SUPPORT SERVICE LINE	PHARMACY
C1A-502	WAITING	124.50	743.06	229.41	972.47	19449.50	CLINICAL SUPPORT SERVICE LINE	PHARMACY
C1A-506	RECEPTION	58.70	214.32	66.16	280.49	5609.79	MEDICAL CARE LINE	DERMATOLOGY
C1A-507	WAITING	49.80	152.59	47.11	199.70	3994.02	MEDICAL CARE LINE	DERMATOLOGY
C1A-509	CORRIDOR	72.80	227.17	70.13	297.30	5946.14	MEDICAL CARE LINE	DERMATOLOGY
C1A-510	VESTIBULE	28.20	48.58	14.99	63.57	1271.57	MEDICAL CARE LINE	DERMATOLOGY
C1A-511	CORRIDOR	50.40	151.19	46.67	197.86	3957.38	MEDICAL CARE LINE	DERMATOLOGY
C1B-106	DOCTOR CHART/DICTION	68.30	230.73	71.23	301.96	6039.32	SPINAL CORD INJURY CARE LINE	SPINAL CORD
Z1F01F	COURT	363.00	7710.10	2380.44	10090.50	201811.00	FACILITIES MANAGEMENT	ENGINEERING
Z1F08	SERVICE WINDOW	53.80	130.10	40.16	170.26	3405.35	CLINICAL SUPPORT SERVICE LINE	PHARMACY
Z1F09	PICKUP WINDOW	43.50	110.00	33.96	143.96	2879.23	CLINICAL SUPPORT SERVICE LINE	PHARMACY
Z1F10	INTERVIEW	47.50	138.24	42.68	180.92	3618.41	CLINICAL SUPPORT SERVICE LINE	PHARMACY
Z1F11	GENERAL CATEGORY	20.50	24.90	7.68	32.58	651.75	CLINICAL SUPPORT SERVICE LINE	PHARMACY

Total chargeable area of floor (Sq. Ft.) = 53470.16

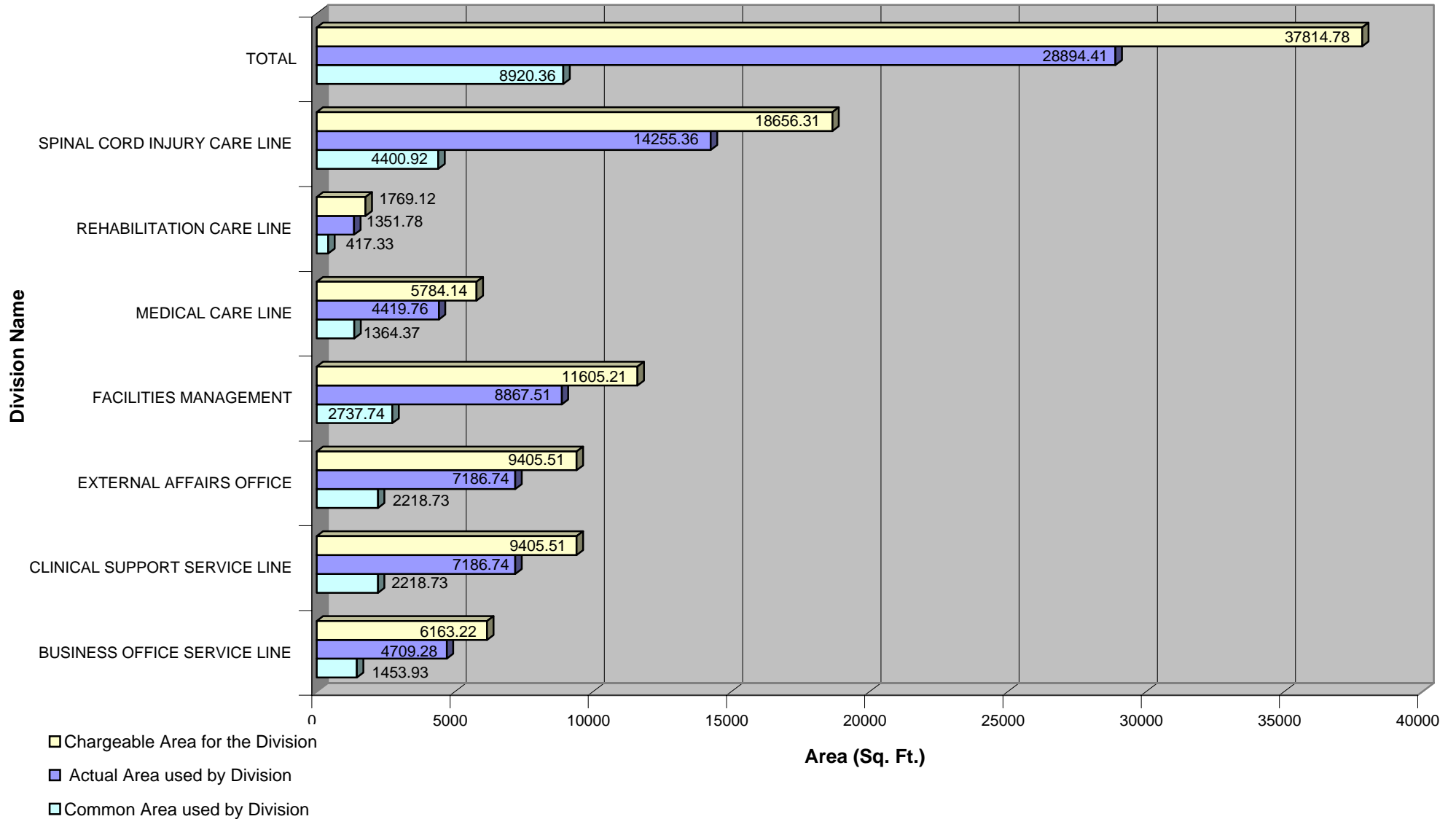
Area Distribution Detail

Breakup of the area distribution of floors into different categories



Area occupied by a Division and its chargeable area

The Chargeable area is a summation of the usable and the common area occupied by a Division. Usable area is the actual area occupied by a Division in a particular floor and common area is on prorata basis



Report shows the result of a search done by a particular criterion and its corresponding data

Criterion - Rooms/Spaces of floor 1 that have carpeting

Building no. 100

Floor Code 1

Room Code	Room Name	Perimeter (Ft.)	Actual Area (Sq. Ft.)	Common Area (Sq. Ft.)	Chargeable Area (Sq. Ft.)	Chargeable Cost (\$)	Division	Department	Floor Finish	Wall Finish
1A-502	CONSTANT ROOM	63.60	205.53	63.45	268.98	5379.72	MEDICAL CARE LINE	DERMATOLOGY	CARPET	PAINT
1A-503	CHIEF	50.70	150.97	46.61	197.58	3951.62	MEDICAL CARE LINE	DERMATOLOGY	CARPET	PAINT
1A-505	SECRETARY	47.00	132.50	40.90	173.40	3468.17	MEDICAL CARE LINE	DERMATOLOGY	CARPET	PAINT
1A-507	ASSISTANT CHIEF	44.50	116.32	35.91	152.23	3044.66	MEDICAL CARE LINE	DERMATOLOGY	CARPET	PAINT
1A-509	STAFF PHYSICIAN	44.80	115.16	35.55	150.71	3014.30	MEDICAL CARE LINE	DERMATOLOGY	CARPET	PAINT
1A-511	STAFF PHYSICIAN	44.80	118.34	36.53	154.87	3097.53	MEDICAL CARE LINE	DERMATOLOGY	CARPET	PAINT
1A-513	RESIDENT	43.80	107.01	33.03	140.04	2800.97	MEDICAL CARE LINE	DERMATOLOGY	CARPET	PAINT
1A-515	CHIEF RESIDENCE	44.80	115.61	35.69	151.30	3026.07	MEDICAL CARE LINE	DERMATOLOGY	CARPET	PAINT
1A-517	NURSE	45.70	122.41	37.79	160.20	3204.06	MEDICAL CARE LINE	DERMATOLOGY	CARPET	PAINT
1A-556	CONSTANT	74.30	300.82	92.87	393.69	7873.92	CLINICAL SUPPORT SERVICE LINE	PHARMACY	CARPET	PAINT
1A-560A	STORAGE & DISPENSARY	68.80	250.49	77.33	327.82	6556.54	CLINICAL SUPPORT SERVICE LINE	PHARMACY	CARPET	PAINT
1A-560C	SUPERVISOR	35.60	78.91	24.36	103.27	2065.46	CLINICAL SUPPORT SERVICE LINE	PHARMACY	CARPET	PAINT
1A-560D	CLERK	40.00	81.43	25.14	106.57	2131.42	CLINICAL SUPPORT SERVICE LINE	PHARMACY	CARPET	PAINT
1A-560E	CLERK	35.60	79.08	24.41	103.49	2069.91	CLINICAL SUPPORT SERVICE LINE	PHARMACY	CARPET	PAINT
1A-560F	SECURE WORK	44.80	124.50	38.43	162.93	3258.77	CLINICAL SUPPORT SERVICE LINE	PHARMACY	CARPET	PAINT
1A-590A	CREDIT UNION	70.30	308.26	95.17	403.43	8068.66	BUSINESS OFFICE SERVICE LINE	CREDIT UNION	CARPET	PAINT
1B-109	SCI CARE SPECIALIST	41.40	105.90	32.69	138.59	2771.92	SPINAL CORD INJURY CARE LINE	SPINAL CORD INJURY	CARPET	PAINT
1B-110	VISITOR LOUNGE	82.60	341.95	105.57	447.52	8950.49	SPINAL CORD INJURY CARE LINE	SPINAL CORD	CARPET	PAINT
1B-111	UNIT MANAGER	37.60	84.09	25.96	110.05	2201.04	SPINAL CORD INJURY CARE LINE	SPINAL CORD	CARPET	PAINT
1B-114	QUIET	61.80	205.90	63.57	269.47	5389.40	SPINAL CORD INJURY CARE LINE	SPINAL CORD	CARPET	PAINT
1B-116	HEAD NURSE	41.70	106.53	32.89	139.42	2788.41	SPINAL CORD INJURY CARE LINE	SPINAL CORD	CARPET	PAINT
1B-117	OPERATION THEATRE SCI	129.10	914.64	282.38	1197.03	23940.60	SPINAL CORD INJURY CARE LINE	SPINAL CORD	CARPET	PAINT
1B-117A	OT SCI ADMINISTRATOR	42.80	103.64	31.99	135.63	2712.76	SPINAL CORD INJURY CARE LINE	SPINAL CORD	CARPET	PAINT
1B-117C	RMS SUPERVISOR	49.20	124.53	38.44	162.97	3259.55	SPINAL CORD INJURY CARE LINE	SPINAL CORD	CARPET	PAINT
1B-146E	LOUNGE	42.40	110.45	34.10	144.55	2891.01	SPINAL CORD INJURY CARE LINE	SPINAL CORD	CARPET	PAINT
1B-148	SOCIAL WORKER	44.40	106.21	32.79	139.00	2780.03	SPINAL CORD INJURY CARE LINE	SPINAL CORD	CARPET	PAINT
1B-150A	ADMINISTRATIVE ASSISTANT	46.20	109.49	33.80	143.29	2865.88	SPINAL CORD INJURY CARE LINE	SPINAL CORD	CARPET	PAINT
1B-150B	CHIEF SERVICE	64.70	187.13	57.77	244.90	4898.10	SPINAL CORD INJURY CARE LINE	SPINAL CORD	CARPET	PAINT
1B-150C	ASSISTANT CHIEF	45.50	133.37	41.17	174.54	3490.94	SPINAL CORD INJURY CARE LINE	SPINAL CORD	CARPET	PAINT
1B-150D	SECRETARY	46.40	134.39	41.49	175.88	3517.64	SPINAL CORD INJURY CARE LINE	SPINAL CORD	CARPET	PAINT
1B-152	NURSES SUPERVISOR	46.30	134.15	41.41	175.56	3511.36	SPINAL CORD INJURY CARE LINE	SPINAL CORD	CARPET	PAINT
1B-156	PSYCHIATRIC TRAINEE	43.90	118.35	36.53	154.89	3097.79	SPINAL CORD INJURY CARE LINE	SPINAL CORD	CARPET	PAINT
1B-158	PHYSICIAN	70.40	176.80	54.58	231.38	4627.71	SPINAL CORD INJURY CARE LINE	SPINAL CORD	CARPET	PAINT
1B-160	PHYSICIAN	49.00	149.42	46.13	195.55	3911.05	SPINAL CORD INJURY CARE LINE	SPINAL CORD	CARPET	PAINT
1B-162	PHYSICIAN	49.00	147.80	45.63	193.43	3868.64	SPINAL CORD INJURY CARE LINE	SPINAL CORD	CARPET	PAINT
1B-170	UNASSIGNED	45.20	122.43	37.79	160.22	3204.59	SPINAL CORD INJURY CARE LINE	SPINAL CORD	CARPET	PAINT
1B-174	UNASSIGNED	45.70	87.87	27.12	114.99	2299.98	SPINAL CORD INJURY CARE LINE	SPINAL CORD	CARPET	PAINT
1B-174B	OFFICE	54.00	170.00	52.48	222.48	4449.73	SPINAL CORD INJURY CARE LINE	SPINAL CORD	CARPET	PAINT
1B-178A	CHIEF	45.00	117.04	36.13	153.17	3063.50	SPINAL CORD INJURY CARE LINE	SPINAL CORD	CARPET	PAINT
1B-178B	OFFICE	45.00	122.05	37.68	159.73	3194.64	SPINAL CORD INJURY CARE LINE	SPINAL CORD	CARPET	PAINT
1B-205	UNASSIGNED	32.90	66.21	20.44	86.65	1733.04	EXTERNAL AFFAIRS OFFICE	EMPLOYEE ASSOCIATES	CARPET	PAINT
1B-210	CONFERENCE	81.60	339.74	104.89	444.63	8892.64	SPINAL CORD INJURY CARE LINE	SPINAL CORD	CARPET	PAINT
Z1F08	SERVICE WINDOW	53.80	130.10	40.16	170.26	3405.35	CLINICAL SUPPORT SERVICE LINE	PHARMACY	CARPET	PAINT
Z1F09	PICKUP WINDOW	43.50	110.00	33.96	143.96	2879.23	CLINICAL SUPPORT SERVICE LINE	PHARMACY	CARPET	PAINT
Z1F10	INTERVIEW	47.50	138.24	42.68	180.92	3618.41	CLINICAL SUPPORT SERVICE LINE	PHARMACY	CARPET	PAINT

Total carpeting area (Sq. Ft.) = 7305.76

Details of various assets owned by an Enterprise and their location

Asset: Personal Computers in a floor

Building no.		100		Floor Code						1	
Room Code	Room Name	Equipment Code	Brand	Hard Disk	Operating System	Primary Use	Processor	RAM	Employee Name		
1A-560	OPEN WORK ROOM	1	ASSEMBLED	80 GB	WINDOWS 98, SP6	DRAWBASE	P-III, 650MHZ	128MB	GARDNER,DAVID H.		
1A-560	OPEN WORK ROOM	2	WIPRO	40 GB	WINDOWS XP, SP1	DATABASE	P-III, 800MHZ	256MB	FRYER,ROBERT		
1A-560	OPEN WORK ROOM	3	DELL	40 GB	WINDOWS 2000	AUTOCAD 2006	P-IV, 2.4GHZ	512MB	BUTLER-WINFIELD,JANICE K.		
1A-560	OPEN WORK ROOM	4	IBM	120 GB	WINDOWS XP	DATABASE	P-IV, 3.0GHZ	1GB	DOUGLAS,CHERLY L.		
1A-560	OPEN WORK ROOM	5	HP-COMPAQ	40 GB	WINDOWS XP, SP2	DATA ENTRY	P-IV, 2.8GHZ	512MB	CAZARES,IRMA Y.		
1A-560	OPEN WORK ROOM	6	WIPRO	40 GB	WINDOWS XP, SP2	AUTOCAD 2004	P-III, 800MHZ	256MB	BALAHADIA,PRESENTACION L.		
1A-560	OPEN WORK ROOM	7	WIPRO	40 GB	WINDOWS 2000	ARCHIBUS	P-III, 800MHZ	256MB	STEPHENS,EULA M.		
1A-560	OPEN WORK ROOM	8	ASSEMBLED	80 GB	WINDOWS XP, SP2	DATABASE	P-IV, 3.0GHZ	512MB	NZEADIBE,PEACE C.		
1A-560	OPEN WORK ROOM	9	ZENITH	40 GB	WINDOWS XP, SP2	REVIT	P-IV, 2.6GHZ	512MB	RASBERRY,RAYFANETTE		
1A-560	OPEN WORK ROOM	10	IBM	120 GB	WINDOWS 2000	AUTOCAD 2006	P-IV, 3.0GHZ	1GB	MORROW,CHAUNCEY K. JR.		
1A-560	OPEN WORK ROOM	11	DELL	80 GB	WINDOWS XP, SP2	ARCHIBUS	P-IV, 630MHZ	256MB	RATLIFF-DAVIS,LINDA M.		
1A-560	OPEN WORK ROOM	12	DELL	80 GB	WINDOWS XP, SP2	AUTOCAD 2000	P-IV, 630MHZ	256MB	SALINAS,NORMALINDA		
1A-560	OPEN WORK ROOM	13	DELL	40 GB	WINDOWS XP, SP2	DATA ENTRY	P-IV, 450MHZ	256MB	TAYLOR,JOYCE M.		
1A-560	OPEN WORK ROOM	14	DELL	40 GB	WINDOWS 98, SP6	ARCHIBUS	P-III, 650MHZ	256MB	TOWER,GABRIELLA M.		
1A-560	OPEN WORK ROOM	15	HCL	40 GB	WINDOWS 98, SP6	AUTOCAD R14	P-III, 650MHZ	128MB	TRAN,KIMCUONG N.		
1A-560	OPEN WORK ROOM	16	IBM	120 GB	WINDOWS 2000	AUTOCAD 2004	P-IV, 3.0GHZ	1GB	VO,JULIE		
1A-560	OPEN WORK ROOM	17	ZENITH	60 GB	WINDOWS 2000	REVIT	P-IV, 2.6GHZ	512MB	WALTER,WALDINE B.		
1A-560	OPEN WORK ROOM	18	HCL	40 GB	WINDOWS 98, SP6	DATA ENTRY	P-III, 650MHZ	128MB	WONG,JENNIFER C.		
1A-560	OPEN WORK ROOM	19	SAMSUNG	80 GB	WINDOWS XP	ARCHIBUS	P-IV, 3.0GHZ	512MB	NGUYEN,LE TRUONG		
1A-560	OPEN WORK ROOM	20	LG	80 GB	WINDOWS XP	AUTOCAD 2006	P-IV, 2.8GHZ	512MB	ST.MARTIN,CHARLES D.		
1A-560	OPEN WORK ROOM	21	IBM	120 GB	WINDOWS XP, SP2	FACILITIES MANAGEMENT RECORDS	P-IV, 3.0GHZ	1GB	PHAN,CHUONG Q.		
1A-560	OPEN WORK ROOM	22	ZENITH	40 GB	WINDOWS 2000	DATA ENTRY	P-III, 650MHZ	256MB	LYLES-RANDALL,BOBBIE N.		
1A-560	OPEN WORK ROOM	23	HP-COMPAQ	80 GB	WINDOWS 98, SP6	AUTOCAD R14	P-III, 450MHZ	128MB	JUNEAU,GARY B.		
1A-560	OPEN WORK ROOM	24	HP-COMPAQ	80 GB	WINDOWS 98, SP6	AUTOCAD R14	P-III, 450MHZ	128MB	JONES,STEPHANIE Y.		
1A-560	OPEN WORK ROOM	25	DELL	40 GB	WINDOWS 98, SP6	DATA ENTRY	P-III, 650MHZ	256MB	HODGE,MAURICE F. JR.		
1A-560	OPEN WORK ROOM	26	DELL	80 GB	WINDOWS SERVER	DATABASE	P-IV, 3.0GHZ	512MB	HOCHSTEIN,JULIUS		
1A-560	OPEN WORK ROOM	27	SAMSUNG	80 GB	WINDOWS XP, SP2	AUTOCAD 2006	P-IV, 3.0GHZ	1GB	HEWITT,DWIGHT H.		
1A-560	OPEN WORK ROOM	28	LG	80 GB	WINDOWS XP, SP2	REVIT	P-IV, 3.0GHZ	1GB	HENRY,THOMAS J.		
1A-560	OPEN WORK ROOM	29	LENOVO	120 GB	WINDOWS XP, SP2	DATABASE	P-IV, 3.0GHZ	1GB	CHAPPELL,LISA		
1A-560	OPEN WORK ROOM	30	ASSEMBLED	80 GB	WINDOWS 2000	DATA ENTRY	P-IV, 2.6GHZ	512MB	CHACKO,SHEELA		
1A-560	OPEN WORK ROOM	31	HCL	40 GB	WINDOWS 2000	DATA ENTRY	P-III, 650MHZ	256MB	CALDWELL,JANNIE L.		
1A-560	OPEN WORK ROOM	32	SAMSUNG	80 GB	WINDOWS XP, SP2	AUTOCAD 2004	P-IV, 3.0GHZ	512MB	ROBINSON,WILHELMINA		
1A-511	STAFF PHYSICIAN	33	LG	80 GB	WINDOWS 2000	MEDICAL RECORDS	P-IV, 3.0GHZ	512MB	MARKUS,RAMSEY F.		
1A-509	STAFF PHYSICIAN	34	ZENITH	40 GB	WINDOWS 2000	MEDICAL RECORDS	P-III, 650MHZ	256MB	ROSEN,TED		
1B-160	PHYSICIAN	35	IBM	80 GB	WINDOWS XP, SP2	MEDICAL RECORDS	P-IV, 3.0GHZ	512MB	HARTMAN,ERIC M.D.		
1B-156	PSYCHIATRIC TRAINEE	36	SAMSUNG	120 GB	WINDOWS XP, SP2	TRAINEE RECORDS	P-IV, 3.0GHZ	1GB	YANG,JUNE M.D.		
1B-150C	ASSISTANT CHIEF	37	HP-COMPAQ	80 GB	WINDOWS XP	FACILITIES MANAGEMENT RECORDS	P-IV, 2.6GHZ	512MB	HOLMES,SALLY M.D.		
1B-150D	SECRETARY	38	LG	80 GB	WINDOWS XP, SP2	INVENTORY	P-IV, 2.8GHZ	512MB	BORN,EDWARD J. JR.		
1B-152	NURSE SUPERVISOR	39	HCL	40 GB	WINDOWS 2000	NURSES RECORDS	P-III, 650MHZ	256MB	GONZALEZ,ANGELA		
1B-148	SOCIAL WORK	40	LG	80 GB	WINDOWS XP	SOCIAL WORKERS RECORDS	P-IV, 3.0GHZ	1GB	WILEY,JANE		
1A-600	RETAIL STORAGE	41	HCL	40 GB	WINDOWS 2000	CANTEEN RECORDS	P-III, 450MHZ	256MB	CLEMONS,RUTH		
1A-600	RETAIL STORAGE	42	HP-COMPAQ	40 GB	WINDOWS 2000	STORAGE RECORDS	P-III, 450MHZ	256MB	JACKSON,JEFFERY E.		
1A-600	RETAIL STORAGE	43	SAMSUNG	80 GB	WINDOWS XP	STORAGE RECORDS	P-IV, 3.0GHZ	512MB	SMITH,JANIE L.		
C1A-506	RECEPTION	44	IBM	120 GB	WINDOWS XP, SP2	PATIENT RECORDS	P-IV, 3.0GHZ	1GB	LYONS,SHEILA L.		
C1A-506	RECEPTION	45	ZENITH	80 GB	WINDOWS XP	PATIENT RECORDS	P-IV, 3.0GHZ	512MB	MILLER,GLORIA		
1A-503	CHIEF	46	SAMSUNG	80 GB	WINDOWS XP, SP2	STAFF RECORDS	P-IV, 2.8GHZ	512MB	ROSEN,THEODORE M.D.		
1A-503	CHIEF	47	LG	80 GB	WINDOWS XP	PAYROLL RECORDS	P-IV, 3.0GHZ	512MB	KATTA,RAJANI M.D.		
1A-517	NURSE	48	DELL	80 GB	WINDOWS 2000	NURSES RECORDS	P-IV, 2.6GHZ	256MB	DRONES,BONITA		
1B-178B	OFFICE	49	IBM	120 GB	WINDOWS XP, SP2	LABORATORY TEST RECORDS	P-IV, 3.0GHZ	1GB	MANSOURI,DAVID		
1B-156	PSYCHIATRIC TRAINEE	50	HCL	40 GB	WINDOWS 2000	TRAINEE RECORDS	P-III, 650MHZ	256MB	WADE,WALTER M.D.		
1B-158	PHYSICIAN	51	LG	80 GB	WINDOWS 2000	PATIENT RECORDS	P-IV, 2.6GHZ	512MB	IVEY,KAY MARIE		
1B-158	PHYSICIAN	52	ZENITH	80 GB	WINDOWS XP, SP2	PHYSICIANS RECORDS	P-IV, 3.0GHZ	512MB	HARRISON,JENNIFER M.D.		
1B-162	PHYSICIAN	53	DELL	120 GB	WINDOWS XP, SP2	PATIENT RECORDS	P-IV, 3.0GHZ	1GB	BOUFFARD,MARK M.D.		
1B-162	PHYSICIAN	54	IBM	80 GB	WINDOWS XP, SP6	STAFF RECORDS	P-IV, 2.6GHZ	512MB	MONIR,ZIAUDDIN M.D.		
1B-162	PHYSICIAN	55	SAMSUNG	80 GB	WINDOWS 2000	MAINTENANCE RECORDS	P-IV, 2.8GHZ	512MB	WANG,XIN M.D.		

Details of the Air Handling Units of a Building

Room Code	Room Name	AHU Number	Service Area Description	Type of System	VAV Supply CFM Maximum	Fan Motor Nom HP	Fan Motor Volts/Phase	Actual Air Volume (CFM)	Cool Capacity	Heat Capacity
1A-200	MECH ROOM	100-AH25	AMBULATORY CARE	VAV	7450	15E	460/3	7540	316000	166000
1A-222A	MECH ROOM	100-AH27	AMBULATORY CARE	VAV	23720	30E	460/3	23720	783000	522000
1A-360A	MECH ROOM	100-AH24	AMBULATORY CARE	MECH	19870	25E	460/3	19870	744000	437000
1A-570	MECH ROOM	100-AH20	DERMATOLOGY/PHARMACY	VAV	15880	25E	460/3	15880	588000	338000
1A-640	MECH ROOM	100-AH21	CANTEEN	VAV	31210	50E	460/3	31210	1631000	687000
1A-755	MECH ROOM	100-AH26	AMBULATORY CARE/RADIOLOGY	MECH	32440	40E	460/3	32440	1101000	714000
1B-134A	MECH ROOM	100-AH13	SPINAL CORD INJURY NURSE UNIT	VAV	16320	25E	460/3	16320	938000	359000
1B-134A	MECH ROOM	100-AH14	NURSE UNIT BEDROOMS	CV	N/A	3E	460/3	1680	203000	66600
1B-236	MECH ROOM	100-AH12	NURSE UNIT BEDROOMS	CV	N/A	3E	460/3	1520	184000	6000
1B-236	MECH ROOM	100-AH11	SPINAL CORD INJURY NURSE UNIT	VAV	13850	20E	460/3	13850	714000	304700
1B-340	MECH ROOM	100-AH22	DAY TREATMENT	VAV	21180	30E	460/3	21180	770000	466000
1C-138A	MECH ROOM	100-AH16	NURSE UNIT BEDROOMS	CV	N/A	3E	460/3	1540	185800	61000
1C-138A	MECH ROOM	100-AH15	SPINAL CORD INJURY NURSE UNIT	VAV	9870	15E	460/3	9870	436000	217000
1C-238A	MECH ROOM	100-AH17	NHC NURSE UNIT	VAV	9820	15E	460/3	9820	458000	217000
1C-238A	MECH ROOM	100-AH18	NURSE UNIT BEDROOMS	CV	N/A	3E	460/3	1600	193000	63400
1C-380	MECH ROOM	100-AH23	NUCLEAR MEDICINE/EYE	VAV	29320	40E	460/3	29320	1094000	645000
2A-275	MECH ROOM	100-AH36	ENT/PHARMACY	VAV	15470	25E	460/3	15470	591700	340300
2A-295	MECH ROOM	100-AH37	REHABILITATION MEDICATION	VAV	10890	15E	460/3	10890	438700	240000
2A-295	MECH ROOM	100-AH37	DENTAL	VAV	22900	30E	460/3	22900	937800	503800
2B-138A	MECH ROOM	100-AH31	NURSE UNIT BEDROOMS	CV	N/A	5E	460/3	2600	313600	103000
2B-138A	MECH ROOM	100-AH30	REHABILITATION MEDICATION	VAV	12660	15E	460/3	12660	854600	278500
2B-236A	MECH ROOM	100-AH28	NEUROLOGY NURSE UNIT	VAV	11740	15E	460/3	11740	517700	258300
2B-236A	MECH ROOM	100-AH29	NURSE UNIT BEDROOMS	CV	N/A	5E	460/3	2600	313600	103000
2B-500	MECH ROOM	100-AH40	VETERANCE ASSISTANCE	VAV	13540	20E	460/3	13540	512000	298000
2B-580	MECH ROOM	100-AH39	REHABILITATION MEDICATION	VAV	18400	25E	460/3	18400	1546000	432000
2C-138A	MECH ROOM	100-AH33	NURSE UNIT BEDROOMS	CV	N/A	3E	460/3	1540	185700	61000
2C-138A	MECH ROOM	100-AH32	NHU-NURSE UNIT	VAV	8580	15E	460/3	8580	482600	188800
2C-238A	MECH ROOM	100-AH35	NURSE UNIT BEDROOMS	CV	N/A	3E	460/3	1600	193000	63400
2C-238A	MECH ROOM	100-AH34	NHC NURSE UNIT	VAV	10750	15E	460/3	10750	541800	236500
2C-418A	MECH ROOM	100-AH53	CARDIOLOGY/RESPIRATORY	VAV	32890	40E	460/3	32890	10700000	711000
2C-429	MECH ROOM	100-AH41	RADIOLOGY	VAV	43920	75E	460/3	43920	1937000	966200
2C-456A	MECH ROOM	100-AH38	RADIOLOGY	VAV	19110	25E	460/3	19110	713600	420400
3A-120B	MECH ROOM	100-AH54	LAB SERVICE	VAV	399990	50E	460/3	39990	3131000	1901000
3A-315	MECH ROOM	100-AH51	DIGESTIVE DISEASE	VAV	26960	40E	460/3	26960	976000	583000
3B-138A	MECH ROOM	100-AH45	NURSE UNIT BEDROOMS	CV	N/A	5E	460/3	2600	314700	103000
3B-138A	MECH ROOM	100-AH44	GENERAL MEDICATION NURSE UNIT	VAV	12000	20E	460/3	12000	746700	296400
3B-236A	MECH ROOM	100-AH43	NURSE UNIT BEDROOMS	CV	N/A	5E	460/3	2600	314700	103000
3B-236A	MECH ROOM	100-AH42	GENERAL MEDICATION NURSE UNIT	VAV	9060	10E	460/3	9060	534200	199300
3B-350A	MECH ROOM	100-AH52	LAB/DIALYSIS	VAV	20790	25E	460/3	20790	686000	450000
3C-136A	MECH ROOM	100-AH47	NURSE UNIT BEDROOMS	CV	N/A	5E	460/3	2600	314700	103000
3C-136A	MECH ROOM	100-AH46	GENERAL MEDICATION NURSE UNIT	VAV	7600	10E	460/3	7600	488900	194400
3C-238A	MECH ROOM	100-AH48	GENERAL MEDICATION NURSE UNIT	VAV	8210	10E	460/3	8210	361500	180600
3C-238A	MECH ROOM	100-AH49	NURSE UNIT BEDROOMS	CV	N/A	5E	460/3	2600	314700	103000
3C-466B	MECH ROOM	100-AH55	MICU/CICU NURSE UNIT	VAV	9210	15E	460/3	9210	406200	202600
3C-466B	MECH ROOM	100-AH56	NURSE UNIT BEDROOMS	CV	N/A	2E	460/3	1240	149500	49100
4A-140A	MECH ROOM	100-AH70	ADMINISTRATION	VAV	20600	30E	460/3	20600	786000	445000
4A-311	MECH ROOM	100-AH65	ADMINISTRATION	VAV	23120	30E	460/3	23120	736000	500000
4A-365	MECH ROOM	100-AH66	LIBRARY/EDUCATION	VAV	26620	40E	460/3	26620	833000	575000
4B-138A	MECH ROOM	100-AH60	NURSE UNIT BEDROOMS	CV	N/A	5E	460/3	2600	313600	103000
4B-138A	MECH ROOM	100-AH59	GENERAL MEDICATION NURSE UNIT	VAV	9840	15E	460/3	9840	312800	216500
4B-236A	MECH ROOM	100-AH58	NURSE UNIT BEDROOMS	CV	N/A	5E	460/3	2600	313600	103000
4B-236A	MECH ROOM	100-AH57	GENERAL MEDICATION NURSE UNIT	VAV	13600	20E	460/3	13600	1101600	362500
4B-320A	MECH ROOM	100-AH67	ADMINISTRATION	VAV	21100	25E	460/3	21100	617000	457000
4C-136A	MECH ROOM	100-AH61	INTERMEDITATION NURSE UNIT	VAV	8230	15E	460/3	8230	451800	181100
4C-136A	MECH ROOM	100-AH62	NURSE UNIT BEDROOMS	CV	N/A	3E	460/3	2240	270100	88700
4C-238A	MECH ROOM	100-AH63	INTERMEDITATION NURSE UNIT	VAV	11070	15E	460/3	11070	518100	243500
4C-238A	MECH ROOM	100-AH64	NURSE UNIT BEDROOMS	CV	N/A	3E	460/3	2240	270100	88700
4C-336A	MECH ROOM	100-AH68	INTERMEDITATION NURSE UNIT	VAV	7590	10E	460/3	7590	392800	167000
4C-336A	MECH ROOM	100-AH69	NURSE UNIT BEDROOMS	CV	N/A	5E	460/3	2460	296700	97400
5A-146A	MECH ROOM	100-AH85	SICU NURSE UNIT	VAV	10470	15E	460/3	10470	398000	230300
5A-146A	MECH ROOM	100-AH86	NURSE UNIT BEDROOMS	CV	N/A	3E	460/3	1220	143500	48300
5A-273	MECH ROOM	100-AH79	SURGERY-ORS	CV	N/A	50E	460/3	32090	3241000	1218000
5A-279	MECH ROOM	100-AH80	SURGERY-ADMINISTRATION	VAV	16970	25E	460/3	16970	550000	367000
5B-138A	MECH ROOM	100-AH73	GENERAL MEDICATION NURSE UNIT	VAV	7300	10E	460/3	7300	344100	160600
5B-138A	MECH ROOM	100-AH74	NURSE UNIT BEDROOMS	CV	N/A	5E	460/3	2600	314700	103000
5B-236A	MECH ROOM	100-AH72	NURSE UNIT BEDROOMS	CV	N/A	5E	460/3	2600	314700	103000
5B-236A	MECH ROOM	100-AH71	GENERAL MEDICATION NURSE UNIT	VAV	7510	10E	460/3	7510	346300	165200
5B-338A	MECH ROOM	100-AH81	GENERAL SURGERY NURSE UNIT	VAV	6100	7.5E	460/3	6100	236700	134200
5B-338A	MECH ROOM	100-AH82	NURSE UNIT BEDROOMS	CV	N/A	5E	460/3	3060	370400	121200
5C-136A	MECH ROOM	100-AH75	GENERAL MEDICATION NURSE UNIT	VAV	5520	7.5E	460/3	5520	293500	121400
5C-136A	MECH ROOM	100-AH76	NURSE UNIT BEDROOMS	CV	N/A	5E	460/3	2600	314700	103000
5C-238A	MECH ROOM	100-AH78	NURSE UNIT BEDROOMS	CV	N/A	5E	460/3	2600	314700	103000
5C-238A	MECH ROOM	100-AH77	NEUROLOGY SURGERY NURSE UNIT	VAV	8500	15E	460/3	8500	367100	187000
5C-336A	MECH ROOM	100-AH83	GENERAL SURGERY NURSE UNIT	VAV	7120	10E	460/3	7120	298200	156600
5C-336A	MECH ROOM	100-AH84	NURSE UNIT BEDROOMS	CV	N/A	5E	460/3	3060	370400	121200
6B-150	MECH ROOM	100-AH89	DRUG/ALCOHOL NURSE UNIT	VAV	11160	15E	460/3	11160	511400	246000
6B-150	MECH ROOM	100-AH90	NURSE UNIT BEDROOMS	CV	N/A	3E	460/3	2450	296000	97000
6B-236A	MECH ROOM	100-AH88	NURSE UNIT BEDROOMS	CV	N/A	3E	460/3	2450	296000	97000
6B-236A	MECH ROOM	100-AH87	DRUG/ALCOHOL NURSE UNIT	VAV	9100	15E	460/3	9100	469000	200200
6B-370	MECH ROOM	100-AH95	DRUG/ALCOHOL NURSE UNIT	VAV	9390	15E	460/3	9390	511000	206600
6B-370	MECH ROOM	100-AH96	NURSE UNIT BEDROOMS	CV	N/A	3E	460/3	2090	252000	82800
6C-150	MECH ROOM	100-AH91	PSYCHOLOGY NURSE UNIT	VAV	8740	15E	460/3	8740	433800	192300